



Leapster  
**Explorer**  
LEARNING EXPERIENCE

## Parent Guide & Instructions

This guide contains important information. Please keep it for future reference.  
Ce guide contient des informations importantes.  
Veuillez le conserver pour toute référence future.

### To Get Started and Download Your Free App

- 1. Install** the LeapFrog® Connect Application using the included CD or visit [www.leapfrog.com/connect](http://www.leapfrog.com/connect) to download the installer.
- 2. Insert** batteries and create player profiles (up to 3).
- 3. Connect** the device to your computer and follow the on-screen prompts.
- 4. Complete** registration and go to the App Center/Centre to choose your game, e-Book or video.



**Get your free learning app when you complete registration!**

\* If you already have the LeapFrog Connect Application installed for another device, you will still need to install the Leapster Explorer software.

### Instructions For Care

#### For Indoor, Dry-Location Use Only.

Keep food and beverages away from product. Do not spill liquid of any kind on this product as it may render it inoperative. Clean with a slightly damp cloth (cold water). Do not use soap, detergent or other chemicals. Never submerge the unit in water. Allow to dry before reuse. Avoid prolonged exposure to extreme temperatures and direct sunlight. Avoid dropping the unit. Never try to dismantle it.

#### A utiliser uniquement en intérieur, dans un endroit sec.

Tenir le produit à l'écart de la nourriture et des boissons. Ne jamais renverser un liquide sur ce produit car cela peut l'endommager ou en faire cesser son fonctionnement. Nettoyer avec un chiffon légèrement humide (utiliser de l'eau froide). N'utilisez pas de savon, de lessive, ou d'autres produits chimiques. Ne jamais immerger le produit dans l'eau. Éviter une exposition prolongée aux températures extrêmes et aux rayons du soleil. Éviter de laisser tomber le produit. Ne jamais essayer de le démonter.

#### Touch Screen Calibration

Your LEAPSTER EXPLORER™ handheld touch screen has already been calibrated for use, but if you experience either example below, you may adjust the calibration yourself:

- Lines drawn with the stylus appear to be offset from the location of the stylus tip.
- Objects you are trying to select are not being chosen.

Follow these steps to calibrate the touch screen:

1. Turn power ON.
2. When the SIGN-IN menu appears, press the left shoulder button, left D-pad and Hint buttons at the same time. This will give you the PARENT SETTINGS menu.
3. Touch the crosshair icon with the stylus. A large crosshair icon will appear in the center of the screen. Touch this icon with the stylus and this will bring up the SCREEN CALIBRATION procedure.
4. Touch each of the crosshairs (5 in all) as they appear with the stylus.
5. Press the B button to exit.


### Cautions & Warnings


**CAUTION:** Routinely check this toy for proper and safe condition. If there is any damage or broken parts, remove toy from use.


**ATTENTION :** Vérifiez régulièrement que ce jouet est en bon état et qu'il ne présente pas de danger. Dans le cas contraire (par exemple, s'il est cassé à certains endroits), tenez ce jouet hors de portée des enfants.


**CAUTION:** If for any reason the screen (display) is fractured or cracked, immediately remove this product from use and contact LeapFrog Consumer Services for replacement if under warranty.


**ATTENTION :** Si pour quelque raison que ce soit, l'écran (d'affichage) est brisé ou fendu, mettez immédiatement ce produit hors de portée des enfants. Contactez ensuite le Service clientèle de LeapFrog pour qu'il soit remplacé (si ce produit est sous garantie).


 **WARNING:** It is rare but possible for seizures to be triggered by light flashes or patterns such as those on computer or TV screens. To reduce exposure to this potential hazard, play/watch TV in a well-lit room, sit an appropriate distance from the screen and take 10- to 15-minute breaks every hour.

 **AVERTISSEMENT :** Il peut arriver que certaines personnes soient sujettes à une attaque sous l'effet d'une lumière vive ou d'un jeu de lumières provenant de l'écran d'un téléviseur ou d'un ordinateur. Pour réduire ce risque, utilisez le téléviseur dans une pièce suffisamment éclairée, installez-vous à une distance raisonnable de l'écran et faites une pause toutes les heures, pendant 10 à 15 minutes.

 **WARNING:** Cords could be a strangulation hazard. Keep out of reach of children under 3 years of age. Children pulling on the cord could cause the computer monitor, TV or other equipment to which the device is connected to fall with the possibility of property damage, serious personal injury or death. Adult supervision required during play.

 **AVERTISSEMENT :** Les cordons peuvent représenter un risque d'étranglement. Tenez-les hors de portée des enfants de moins de 3 ans. En tirant sur le cordon, un enfant peut causer la chute de l'écran de l'ordinateur, de la télévision ou d'un autre appareil connecté à ce dispositif et provoquer des risques de dommages matériels, de blessures graves, voire même la mort. L'utilisation de ce jouet doit avoir lieu sous la supervision d'un adulte.

 **PROTECT YOUR HEARING**  
Long-term exposure to loud sounds, at high volume, may result in permanent hearing loss. When using headphones or ear buds, it is recommended that the product is listened to at lower volumes for shorter periods of time. Set the volume while in a quiet environment; turn the volume down if you cannot hear people speaking near you. Limit the listening time to 90 minutes, followed by a quiet period. The louder the volume, the less time required before your hearing may be affected. If you experience ringing in your ears or hear muffled speech, stop listening and have your hearing checked.

 **PROTÉGEZ VOTRE OÛIE**  
Une exposition durable à des sonorités trop fortes peut entraîner une perte définitive de l'ouïe. Lorsque vous utilisez le casque ou les écouteurs bouton, il est conseillé de baisser le volume et réduire le temps d'écoute. Réglez le son lorsque vous êtes dans un endroit calme et baissez-le si vous n'entendez pas les personnes qui parlent autour de vous. Limitez le temps d'écoute à 90 minutes, puis accordez-vous un moment de tranquillité. Plus le volume est élevé, plus il y a de chances que votre ouïe soit rapidement touchée. En cas de bourdonnement dans les oreilles ou si vous entendez des voix sourdes, arrêtez immédiatement d'écouter ce produit et faites contrôler votre ouïe dans les plus brefs délais.

### Battery Information

Requires 4 AA (called LR6 in some countries) alkaline batteries, not included.

### Battery Removal and Installation Instructions

1. Open the battery door with a screwdriver, coin or other household tool.
2. If used or spent batteries are present, remove these batteries from the unit by pulling up on one end of each battery.
3. Install new batteries as shown in the polarity (+/-) diagram inside the battery compartment.
4. Replace battery door securely.

### Battery Safety

Batteries are small objects. Batteries must be replaced by an adult. Follow the polarity (+/-) diagram in the battery compartment. Promptly remove dead batteries from the toy. Dispose of used batteries properly. Remove batteries for prolonged storage. Only batteries of the same or equivalent type as recommended are to be used.

**DO NOT** incinerate used batteries.

**DO NOT** dispose of batteries in fire, as batteries may explode or leak.

**DO NOT** mix old and new batteries or types of batteries (e.g., alkaline/standard).

**DO NOT** recharge non-rechargeable batteries.

Rechargeable batteries are only to be charged under adult supervision.

(For Europe only) Rechargeable batteries are to be removed from the toy before being charged.

**DO NOT** short-circuit the supply terminals.

### Sécurité relative aux piles

Les piles sont des objets de petite taille. Le remplacement des piles doit être effectué par un adulte. Respectez le schéma de polarité (+/-) reproduit dans le compartiment des piles. Enlevez rapidement les piles usagées du jouet. Suivez les procédures adéquates pour vous débarrasser des piles usagées. Retirez les piles en cas de non-usage prolongé. Utilisez uniquement des piles ou accumulateurs du type recommandé ou d'un type équivalent. Les piles incluses dans les produits lors de l'achat sont uniquement destinées aux démonstrations en magasin et doivent être remplacées pour améliorer les performances du produit.

**NE PAS** incinérer les piles usagées.

**NE PAS** jeter les piles au feu car elles peuvent exploser ou fuir.

**NE PAS** mélanger piles usagées et piles neuves, ni différents types de piles (c'est-à-dire alcalines/standard).

**NE PAS** recharger des piles non rechargeables.

Le rechargement des piles rechargeables doit être effectué sous la supervision d'un adulte. (Uniquement pour l'Europe) Les piles rechargeables doivent être retirées du jouet avant d'être chargées.

**NE PAS** court-circuiter les terminaux d'alimentation.

### Power Adapter Safety

(Adapter sold separately; available from LeapFrog Enterprises, Inc.)

This toy is not intended for children under 3 years old.

 **WARNING:** Adapter cord could be a strangulation hazard.

 **CAUTION - ELECTRIC TOY**

Not recommended for children under 3 years of age. As with all electrical products, precautions should be observed during the handling and use to prevent electrical shock. FOR INDOOR, DRY-LOCATION USE ONLY.



The transformer is not a toy and should be connected to the wall outlet by an adult. It should be periodically examined for conditions that may result in the risk of fire, electrical shock or injury to persons, such as damage to the cord, plug, blades, housing or other parts, and in the event of such conditions, the transformer must not be used until the damage is repaired.

- The toy must be used only with the recommended transformer.
- The toy is not to be connected to more than the recommended number of power supplies.
- Toys to be cleaned with a liquid are to be disconnected from the transformer before cleaning.
- To clean transformer, disconnect it from the wall and clean with a cloth dampened with water. Do not immerse in water or use soap or other chemicals. Allow to dry before reusing. Do not connect to the AC outlet if wet or damaged.

### AC Adapter Electrical Ratings:

U.S, CAN Input: ~120VAC, 60Hz

U.K. Input: ~230V, 50Hz

Australia and New Zealand Input: ~240V, 50Hz

Output:  DC9V, 700mA, 6.3VA

### Consignes de sécurité pour l'utilisation de l'adaptateur

(Adaptateur vendu séparément ; produit LeapFrog Enterprises, Inc.)

Ce jouet ne convient pas aux enfants de moins de 3 ans.

 **AVERTISSEMENT :** Le cordon de l'adaptateur peut provoquer un risque d'étranglement.

 **ATTENTION : CE JOUET FONCTIONNE À L'ÉLECTRICITÉ**

Ne convient pas aux enfants de moins de 3 ans. Comme tous les objets utilisant du courant électrique, ce produit doit être manipulé avec précaution pour éviter tout risque de décharge électrique. A UTILISER UNIQUEMENT EN INTERIEUR, DANS UN ENDROIT SEC.

Le transformateur n'est pas un jouet et il est recommandé que ce soit un adulte qui le branche à la prise murale. Pour éviter tout danger d'incendie, d'électrocution ou de blessure, veillez à contrôler périodiquement l'état du cordon électrique, de la fiche d'alimentation électrique, des lames de contact, du boîtier ou de toute autre partie. Dans un tel cas, le transformateur doit être réparé avant d'être réutilisé.


- Le jouet doit seulement être utilisé avec l'adaptateur recommandé.
- Le jouet ne doit pas être branché à plus d'accessoires que le nombre recommandé.
- Débrancher le jouet de l'adaptateur avant de le nettoyer avec du liquide.
- Pour nettoyer l'adaptateur, débranchez-le d'abord de la prise murale et utilisez ensuite un tissu humide pour le nettoyer.

### Voltage de l'adaptateur

Voltage d'entrée pour les Etats-Unis et le Canada : ~120VAC, 60Hz

Voltage d'entrée pour le Royaume Uni : ~230V, 50Hz

Voltage d'entrée pour l'Australie et la Nouvelle Zélande : ~240V, 50Hz

Voltage de sortie :  DC9V, 700mA, 6.3VA



### USB Cable

Use only the USB cable provided by LeapFrog Enterprises, Inc. Using any other cable may exceed FCC and other regulatory emissions limits. The USB cable is not a toy. Disconnect the toy from the USB connection before cleaning.

### Câble USB

Utilisez exclusivement le câble USB fourni par LeapFrog Enterprises, Inc. L'utilisation d'un autre câble peut dépasser les limites de la FCC (Commission fédérale américaine des communications) et autres limites réglementaires en matière d'émission. Le câble USB n'est pas un jouet. Déconnectez le jouet du port USB avant d'entamer toute opération de nettoyage.

### FCC NOTICE:

This device complies with Part 15 of the FCC rules. Operation is subject to the following two conditions:

- 1) This device may not cause harmful interference, and
- 2) This device must accept any interference received, including interference that may cause undesired operation.

**NOTE:** This equipment has been tested and found to comply with the limits for a Class B digital device, pursuant to part 15 of the FCC Rules. These limits are designed to provide reasonable protection against harmful interference in a residential installation. This equipment generates, uses and can radiate radio frequency energy and, if not installed and used in accordance with the instructions, may cause harmful interference to radio communications.

However, there is no guarantee that interference will not occur in a particular installation. If this equipment does cause harmful interference to radio or television reception, which can be determined by turning the equipment off and on, the user is encouraged to try to correct the interference by one or more of the following measures:

- Reorient or relocate the receiving antenna.
- Increase the separation between the equipment and receiver.
- Connect the equipment into an outlet on a circuit different from that to which the receiver is connected.
- Consult the dealer or an experienced radio/TV technician for help.

**Warning:** Changes or modifications to this unit not expressly approved by LeapFrog Enterprises, Inc., could void the user's authority to operate the equipment.

Canada: This Class B digital apparatus complies with Canadian ICES-003./ Cet appareil numérique de la classe B est conforme à la norme NMB-003 du Canada.

### Environmental Phenomena

- The unit may malfunction if subjected to radio-frequency interference. It should revert to normal operation when the interference stops. If not, it may become necessary to turn the power off and back on, or remove and reinstall the batteries.
- In the unlikely event of an electrostatic discharge, the unit may malfunction and lose memory, requiring the user to reset the device by removing and reinstalling the batteries.

For information on how this product might be recycled, visit [www.leapfrog.com/recycle](http://www.leapfrog.com/recycle) or call (800) 701-5327.

## Impact de l'environnement

- Une défaillance de fonctionnement de l'appareil peut survenir s'il est sujet à des interférences avec les fréquences radioélectriques. Le fonctionnement normal de l'appareil devrait reprendre avec l'arrêt des interférences. Si ce n'est pas le cas, il peut s'avérer nécessaire d'éteindre et rallumer l'appareil ou de retirer et réinstaller les piles.
- Dans l'éventualité peu probable d'une décharge électrostatique, un mauvais fonctionnement et une perte de mémoire de l'appareil peuvent se produire. L'utilisateur doit alors retirer et réinstaller les piles pour réinitialiser l'appareil.

Certain software included in this product contains copyrighted software that is licensed under the General Public License (GPL). A copy of that license is included below in this document. Anyone may obtain from us the complete corresponding source code for the software covered by the GPL for a period of three years after our last shipment of this product by contacting LeapFrog customer service at support@leapfrog.com.

Please write "GPL source code for Leapster Explorer" in the subject line of your email.

We reserve the right to charge a reasonable fee to cover the costs of shipping and the physical media on which the source code is loaded.

## GNU GENERAL PUBLIC LICENSE

Version 2, June 1991

Copyright © 1989, 1991 Free Software Foundation, Inc.  
51 Franklin Street, Fifth Floor, Boston, MA 02110-1301, USA

Everyone is permitted to copy and distribute verbatim copies of this license document, but changing it is not allowed.

### Preamble

The licenses for most software are designed to take away your freedom to share and change it. By contrast, the GNU General Public License is intended to guarantee your freedom to share and change free software—to make sure the software is free for all its users. This General Public License applies to most of the Free Software Foundation's software and to any other program whose authors commit to using it. (Some other Free Software Foundation software is covered by the GNU Lesser General Public License instead.) You can apply it to your programs, too.

When we speak of free software, we are referring to freedom, not price. Our General Public Licenses are designed to make sure that you have the freedom to distribute copies of free software (and charge for this service if you wish), that you receive source code or can get it if you want it, that you can change the software or use pieces of it in new free programs and that you know you can do these things.

To protect your rights, we need to make restrictions that forbid anyone to deny you these rights or to ask you to surrender the rights. These restrictions translate to certain responsibilities for you if you distribute copies of the software, or if you modify it.

For example, if you distribute copies of such a program, whether gratis or for a fee, you must give the recipients all the rights that you have. You must make sure that they, too, receive or can get the source code. And you must show them these terms so they know their rights.

We protect your rights with two steps: (1) copyright the software, and (2) offer you this license which gives you legal permission to copy, distribute and/or modify the software.

Also, for each author's protection and ours, we want to make certain that everyone understands that there is no warranty for this free software. If the software is modified by someone else and passed on, we want its recipients to know that what they have is not the original, so that any problems introduced by others will not reflect on the original authors' reputations.

Finally, any free program is threatened constantly by software patents. We wish to avoid the danger that redistributors of a free program will individually obtain patent licenses, in effect making the program proprietary. To prevent this, we have made it clear that any patent must be licensed for everyone's free use or not licensed at all.

The precise terms and conditions for copying, distribution and modification follow.

### TERMS AND CONDITIONS FOR COPYING, DISTRIBUTION AND MODIFICATION

**0.** This License applies to any program or other work which contains a notice placed by the copyright holder saying it may be distributed under the terms of this General Public License. The "Program," below, refers to any such program or work, and a "work based on the Program" means either the Program or any derivative work under copyright law: that is to say, a work containing the Program or a portion of it, either verbatim or with modifications and/or translated into another language. (Hereinafter, translation is included without limitation in the term "modification.") Each licensee is addressed as "you."

Activities other than copying, distribution and modification are not covered by this License; they are outside its scope. The act of running the Program is not restricted, and the output from the Program is covered only if its contents constitute a work based on the Program (independent of having been made by running the Program). Whether that is true depends on what the Program does.

**1.** You may copy and distribute verbatim copies of the Program's source code as you receive it, in any medium, provided that you conspicuously and appropriately publish on each copy an appropriate copyright notice and disclaimer of warranty; keep intact all the notices that refer to this License and to the absence of any warranty; and give any other recipients of the Program a copy of this License along with the Program.

You may charge a fee for the physical act of transferring a copy, and you may at your option offer warranty protection in exchange for a fee.

**2.** You may modify your copy or copies of the Program or any portion of it, thus forming a work based on the Program, and copy and distribute such modifications or work under the terms of Section 1 above, provided that you also meet all of these conditions:

**a)** You must cause the modified files to carry prominent notices stating that you changed the files and the date of any change.

**b)** You must cause any work that you distribute or publish, that in whole or in part contains or is derived from the Program or any part thereof, to be licensed as a whole at no charge to all third parties under the terms of this License.

**c)** If the modified program normally reads commands interactively when run, you must cause it, when started running for such interactive use in the most ordinary way, to print or display an announcement including an appropriate copyright notice and a

notice that there is no warranty (or else, saying that you provide a warranty) and that users may redistribute the program under these conditions, and telling the user how to view a copy of this License. (Exception: if the Program itself is interactive but does not normally print such an announcement, your work based on the Program is not required to print an announcement.)

These requirements apply to the modified work as a whole. If identifiable sections of that work are not derived from the Program, and can be reasonably considered independent and separate works in themselves, then this License, and its terms, do not apply to those sections when you distribute them as separate works. But when you distribute the same sections as part of a whole which is a work based on the Program, the distribution of the whole must be on the terms of this License, whose permissions for other licensees extend to the entire whole, and thus to each and every part regardless of who wrote it.

Thus, it is not the intent of this section to claim rights or contest your rights to work written entirely by you; rather, the intent is to exercise the right to control the distribution of derivative or collective works based on the Program.

In addition, mere aggregation of another work not based on the Program with the Program (or with a work based on the Program) on a volume of a storage or distribution medium does not bring the other work under the scope of this License.

**3.** You may copy and distribute the Program (or a work based on it, under Section 2) in object code or executable form under the terms of Sections 1 and 2 above provided that you also do one of the following:

- a)** Accompany it with the complete corresponding machine-readable source code, which must be distributed under the terms of Sections 1 and 2 above on a medium customarily used for software interchange; or,
- b)** Accompany it with a written offer, valid for at least three years, to give any third party, for a charge no more than your cost of physically performing source distribution, a complete machine-readable copy of the corresponding source code, to be distributed under the terms of Sections 1 and 2 above on a medium customarily used for software interchange; or,
- c)** Accompany it with the information you received as to the offer to distribute corresponding source code. (This alternative is allowed only for noncommercial distribution and only if you received the program in object code or executable form with such an offer, in accord with Subsection b above.)

The source code for a work means the preferred form of the work for making modifications to it. For an executable work, complete source code means all the source code for all modules it contains, plus any associated interface definition files, plus the scripts used to control compilation and installation of the executable. However, as a special exception, the source code distributed need not include anything that is normally distributed (in either source or binary form) with the major components (compiler, kernel, and so on) of the operating system on which the executable runs, unless that component itself accompanies the executable.

If distribution of executable or object code is made by offering access to copy from a designated place, then offering equivalent access to copy the source code from the same place counts as distribution of the source code, even though third parties are not compelled to copy the source along with the object code.

**4.** You may not copy, modify, sublicense or distribute the Program except as expressly provided under this License. Any attempt otherwise to copy, modify, sublicense or distribute the Program is void, and will automatically terminate your rights under this License. However, parties who have received copies, or rights, from you under this License will not have their licenses terminated so long as such parties remain in full compliance.

**5.** You are not required to accept this License, since you have not signed it. However, nothing else grants you permission to modify or distribute the Program or its derivative works. These actions are prohibited by law if you do not accept this License. Therefore, by modifying or distributing the Program (or any work based on the Program), you indicate your acceptance of this License to do so, and all its terms and conditions for copying, distributing or modifying the Program or works based on it.

**6.** Each time you redistribute the Program (or any work based on the Program), the recipient automatically receives a license from the original licensor to copy, distribute or modify the Program subject to these terms and conditions. You may not impose any further restrictions on the recipients' exercise of the rights granted herein. You are not responsible for enforcing compliance by third parties to this License.

**7.** If, as a consequence of a court judgment or allegation of patent infringement or for any other reason (not limited to patent issues), conditions are imposed on you (whether by court order, agreement or otherwise) that contradict the conditions of this License, they do not excuse you from the conditions of this License. If you cannot distribute so as to satisfy simultaneously your obligations under this License and any other pertinent obligations, then as a consequence you may not distribute the Program at all. For example, if a patent license would not permit royalty-free redistribution of the Program by all those who receive copies directly or indirectly through you, then the only way you could satisfy both it and this License would be to refrain entirely from distribution of the Program.

If any portion of this section is held invalid or unenforceable under any particular circumstance, the balance of the section is intended to apply and the section as a whole is intended to apply in other circumstances.

It is not the purpose of this section to induce you to infringe any patents or other property right claims or to contest validity of any such claims; this section has the sole purpose of protecting the integrity of the free software distribution system, which is implemented by public license practices. Many people have made generous contributions to the wide range of software distributed through that system in reliance on consistent application of that system; it is up to the author/donor to decide if he or she is willing to distribute software through any other system and a licensee cannot impose that choice.

This section is intended to make thoroughly clear what is believed to be a consequence of the rest of this License.

**8.** If the distribution and/or use of the Program is restricted in certain countries either by patents or by copyrighted interfaces, the original copyright holder who places the Program under this License may add an explicit geographical distribution limitation excluding those countries, so that distribution is permitted only in or among countries not thus excluded. In such case, this License incorporates the limitation as if written in the body of this License.

**9.** The Free Software Foundation may publish revised and/or new versions of the General Public License from time to time. Such new versions will be similar in spirit to the present version, but may differ in detail to address new problems or concerns.

Each version is given a distinguishing version number. If the Program specifies a version number of this License which applies to it and “any later version,” you have the option of following the terms and conditions either of that version or of any later version published by the Free Software Foundation. If the Program does not specify a version number of this License, you may choose any version ever published by the Free Software Foundation.

**10.** If you wish to incorporate parts of the Program into other free programs whose distribution conditions are different, write to the author to ask for permission. For software which is copyrighted by the Free Software Foundation, write to the Free Software Foundation; we sometimes make exceptions for this. Our decision will be guided by the two goals of preserving the free status of all derivatives of our free software and of promoting the sharing and reuse of software generally.

#### **NO WARRANTY**

**11.** BECAUSE THE PROGRAM IS LICENSED FREE OF CHARGE, THERE IS NO WARRANTY FOR THE PROGRAM, TO THE EXTENT PERMITTED BY APPLICABLE LAW. EXCEPT WHEN OTHERWISE STATED IN WRITING, THE COPYRIGHT HOLDERS AND/OR OTHER PARTIES PROVIDE THE PROGRAM “AS IS” WITHOUT WARRANTY OF ANY KIND, EITHER EXPRESSED OR IMPLIED, INCLUDING, BUT NOT LIMITED TO, THE IMPLIED WARRANTIES OF MERCHANTABILITY AND FITNESS FOR A PARTICULAR PURPOSE. THE ENTIRE RISK AS TO THE QUALITY AND PERFORMANCE OF THE PROGRAM IS WITH YOU. SHOULD THE PROGRAM PROVE DEFECTIVE, YOU ASSUME THE COST OF ALL NECESSARY SERVICING, REPAIR OR CORRECTION.

**12.** IN NO EVENT UNLESS REQUIRED BY APPLICABLE LAW OR AGREED TO IN WRITING WILL ANY COPYRIGHT HOLDER, OR ANY OTHER PARTY WHO MAY MODIFY AND/OR REDISTRIBUTE THE PROGRAM AS PERMITTED ABOVE, BE LIABLE TO YOU FOR DAMAGES, INCLUDING ANY GENERAL, SPECIAL, INCIDENTAL OR CONSEQUENTIAL DAMAGES ARISING OUT OF THE USE OR INABILITY TO USE THE PROGRAM (INCLUDING BUT NOT LIMITED TO LOSS OF DATA OR DATA BEING RENDERED INACCURATE OR LOSSES SUSTAINED BY YOU OR THIRD PARTIES OR A FAILURE OF THE PROGRAM TO OPERATE WITH ANY OTHER PROGRAMS), EVEN IF SUCH HOLDER OR OTHER PARTY HAS BEEN ADVISED OF THE POSSIBILITY OF SUCH DAMAGES.

#### **CONSUMER SUPPORT**

**U.S. Consumer Service Contact:** Visit our Consumer Support website at [www.leapfrog.com/support](http://www.leapfrog.com/support) 24 hours a day.

**Canada Consumer Service Contact:** Visit our Consumer Support website at [www.leapfrog.ca/support](http://www.leapfrog.ca/support) 24 hours a day.

**U.K. Consumer Service Contact:** Visit our Consumer Support website at [www.leapfrog.co.uk/support](http://www.leapfrog.co.uk/support) 24 hours a day.

**Australia Consumer Service Contact:** Please submit questions to our support staff via email at [info@funtastic.com.au](mailto:info@funtastic.com.au).

**LIMITED WARRANTY:** Subject to a limited three (3) month warranty. Visit our website at [www.leapfrog.com](http://www.leapfrog.com) for full details of the warranty provided in your country. LeapFrog shall not be liable for any incidental or consequential damages for the breach of any warranty on this product. Some jurisdictions do not allow the exclusion or limitation of incidental or consequential damages, or limitation on how long an implied warranty lasts, so the above limitations or exclusions may not apply to you.

**GARANTIE LIMITÉE :** Ce produit est soumis à une garantie limitée de trois (3) mois. Veuillez consulter notre site Web à l'adresse [www.leapfrog.com](http://www.leapfrog.com) pour obtenir l'intégralité des informations de garantie fournies dans votre pays. LeapFrog ne sera pas tenu responsable des dommages consécutifs ou indirects induits par la violation de toute garantie sur ce produit. Certaines juridictions n'autorisant pas l'exclusion ou la limitation des dommages consécutifs ou indirects, ni même la limitation de la durée des garanties implicites, il est donc possible que les limitations ou exclusions ci-dessus ne s'appliquent pas à votre cas.

LEAPFROG, the LeapFrog logo, the LeapFrog Learning Path logo, LEAPSTER EXPLORER and the Leapster Explorer logo are trademarks or registered trademarks of LeapFrog Enterprises, Inc. Copyright © 2011 LeapFrog Enterprises, Inc. All rights reserved.

[leapfrog.com](http://leapfrog.com)

**For ages 4-9 years.**

**Convient aux enfants de 4 à 9 ans.**

**LEAPSTER EXPLORER  
Model: 39100 and 39200**

LeapFrog Enterprises, Inc.  
6401 Hollis Street, Suite 100  
Emeryville, CA 94608  
(800) 701-LEAP (5327)

Item number: 39100 and 39200

Part number: 605-11563-C