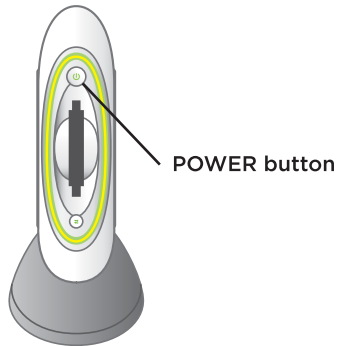


Pairing your Controller

- 1** Power on the console.



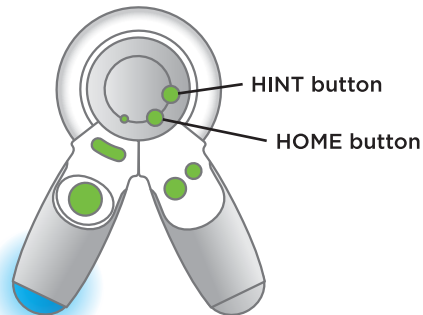
- 2** Allow the home page to load before starting the pairing process.



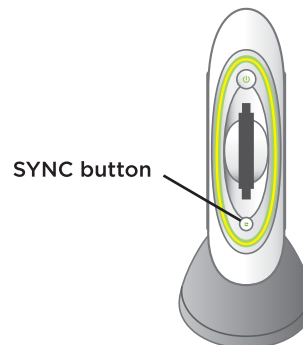
- 3** Ensure that the batteries are inserted correctly. The controller's tip will turn green.



- 4** Press the HOME & HINT button together for 3 seconds, until the controller's tip turns blue.



- 5** Press the SYNC button on the console.



- 6** The controller's tip will turn magenta for a few seconds then turn off, at this point your controller is paired.

