



# LeapPad3

## Parent Guide & Instructions

This guide contains important information. Please keep it for future reference. Ce guide contient des informations importantes. Veuillez le conserver pour toute référence future.

## Get Started and Download Your Included Learning App

Read all the Operating & Important Safety Instructions before using LeapPad™3.

### ELECTRICALLY OPERATED PRODUCT

**Not recommended for children under 3 years of age. As with all electrical products, precautions should be observed during the handling and use to prevent electrical shock.**

**FOR INDOOR, DRY-LOCATION USE ONLY**

### Get started in 5 easy steps!

- 1. POWER UP** and turn on your LeapPad3 with the included AC power adapter.\*
- 2. SET UP** your device by following the on-screen prompts to connect to Wi-Fi.\*\*
- 3. REGISTER** your device by creating a LeapFrog Account.
- 4. DOWNLOAD** your included learning app.
- 5. PLAY & LEARN!** Your child's LeapPad3 is now ready.\*\*\*

\*Registration and device set-up can continue while charging—charging may take up to 10 hours.  
 \*\*If Wi-Fi is not available at time of device set-up, you can complete set-up using the included USB cable and by installing the LeapFrog Connect Application on your computer. Go to [leapfrog.com/connect](http://leapfrog.com/connect) to download.  
 \*\*\*Full device set-up may take approximately 20 minutes or longer depending on your Wi-Fi connection speed.



### Get your included learning app when you complete device set-up!

Visit [leapfrog.com/support](http://leapfrog.com/support) for additional tips and FAQs.

## Important Safety Instructions:

**⚠** Please read all the Important Safety Instructions prior to using LeapPad™3. Failure to follow these safety instructions could result in fire, electric shock, or other injury or damage to LeapPad3 or other property.

**ACCESSORIES:** Please read all safety instructions for any accessories or other products before using with LeapPad3. LeapFrog is not responsible for the operation of third-party accessories or their compliance with safety and regulatory standards.

**⚠ CAUTION:** Routinely check this toy for proper and safe condition. If there is any damage or broken parts, remove toy from use.

**⚠ WARNING:** The USB Cord or AC Adapter could be a strangulation hazard. Not for children under 3 years.

**⚠ CAUTION:** If for any reason the screen (display) is fractured or cracked, immediately remove this product from use.

**⚠ PROTECT YOUR HEARING:** Long-term exposure to loud sounds, at high volume, may result in permanent hearing loss. When using headphones or ear buds, it is recommended that the product is listened to at lower volumes for shorter periods of time. Set the volume while in a quiet environment; turn the volume down if you cannot hear people speaking near you. Limit the listening time to 90 minutes, followed by a quiet period. The louder the volume, the less time required before your hearing may be affected. If you experience ringing in your ears or hear muffled speech, stop listening and have your hearing checked.

**⚠ WARNING:** It is rare but possible for seizures to be triggered by light flashes or patterns. Play/watch in a well-lit room and take 10- to 15-minute breaks every hour.

### Battery Replacement

**⚠ WARNING:** The lithium rechargeable battery cannot be removed from the product. For your safety, never try to remove the battery. For power or battery issues, please contact LeapFrog customer support. Contact information for your local support is available at [www.leapfrog.com/support](http://www.leapfrog.com/support)

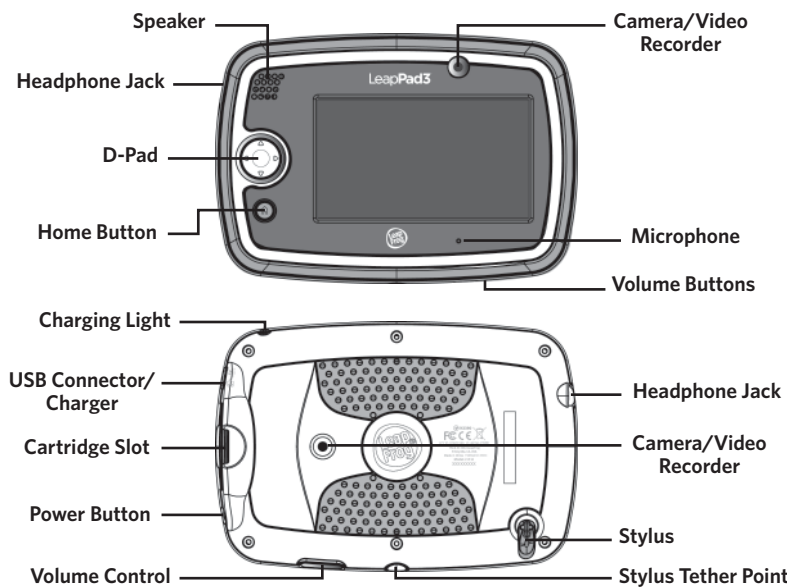
### Battery Charging

LeapPad3 is equipped with a rechargeable lithium-polymer battery. It will require about 4 hours of charging using the included AC adapter (or about 7 hours using the included USB cord and computer) prior to use. Attempting to charge via connection to the computer while device is in use will take much longer.

**⚠ CAUTION:** Rechargeable batteries are to be charged only by adults and children 8+ years of age. Persons with reduced physical, sensory or mental capabilities or who lack experience or knowledge should not charge batteries unless they are supervised or have been given instruction concerning the safe use of the AC adapter and understand the hazards involved. You can charge the battery by using the included AC adapter or by connecting the included USB cord to your computer.

### Battery Charging in Progress Indication

When the battery is charging, the charge indicator LED will be yellow. When fully charged, it will turn green. It will be OFF if not connected via USB or if not charging.



## Parent Settings

**Parent Settings allows you to control your child's play on these interactive LeapPad™3 features:**

- Wireless settings—Control connection set-up and access to LeapFrog-defined online experiences.
- Child profile—Easily manage permissions and profile information or add a new profile.
- Peer-to-peer settings—Control how your child plays with other children through their pet avatars when two LeapPad3 devices are in close proximity to one another via local ad hoc Wi-Fi network.
- App Center/Centre—Parents can purchase digital content directly from the device with a Parent Account password. Control your child's access to the App Center/Centre, where they can watch trailers and create a wish list. Parents can choose whether children may view pricing and buy buttons.
- Content—Choose what content you want to store on and off the device.
- Artwork Storage—Store child-created pictures, photos and video on and off the device.
- Device Settings—Manage settings like language, time, date and more.

Access to Parent Settings is protected by a 4-digit parent lock code that must be established during initial set-up. Parent Settings can be accessed from the Sign In screen by pressing the Parent Settings icon to log in with your parent lock. Alternatively, you can log in via the Settings icon on the Home Bar of the child's Home Screen.

### Forgetting or resetting your Parent Lock

If you have forgotten your 4-digit parent lock code you can look it up in the [leapfrog.com](http://leapfrog.com) Parent Account you created during device set-up and registration. If you need to reset your parent lock, you can do it from the device or reference the FAQ section for more information.

## Repairing or Modifying LeapPad™3

Never attempt to repair or modify as LeapPad3 does not contain any user-serviceable parts. Service should only be provided by LeapFrog Enterprises, Inc.

If the product has been in contact with liquids, punctured, or subjected to a severe impact or fall, immediately remove this product from use and contact LeapFrog Consumer Services.

For service information, go to: [www.leapfrog.com/support](http://www.leapfrog.com/support)

### AC Adapter Safety

**⚠ CAUTION:** Use only the included AC Adapter or the included USB cord with product.

**⚠ WARNING:** Not suitable for children under 3 years. Misuse of included USB Cord or transformer/AC adapter can cause electric shock.

(Note: The word “transformer” is sometimes substituted for the word “adapter.” Use only the included LEAPFROG AC power adapter).

- Connection of the transformer to the wall outlet should be performed only by an adult or child 8+ years of age.
- The transformer is not intended to be used as a toy, and the use of the transformer shall be under the full supervision of parents.
- As with all electrical products, precautions should be observed during handling and use to prevent electrical shock.
- The power adapter may become warm during normal use. Always allow adequate ventilation and use care when handling the power adapter.
- Do not connect or disconnect with wet hands.
- The transformer should be periodically examined for conditions that may result in the risk of fire, electrical shock or injury to persons, such as damage to the cord, plug, blades, housing or other parts, and in the event of such conditions, the transformer must not be used until the damage is repaired. The cord of this transformer cannot be replaced; if the cord is damaged, dispose of the transformer in accordance with your local electrical product recycling regulations.

**Unplug the USB Cord or the AC Adapter** if any of the following conditions exist:

- The USB cord or the power cord or plug has become frayed or damaged.
- The power adapter is exposed to rain, liquid, or excessive moisture.
- The power adapter enclosure has become damaged.
- You suspect the power adapter needs service or repair.

To clean USB cord or AC Adapter, disconnect it from computer or wall and clean with a cloth dampened with water. Do not immerse in water or use soap or other chemicals. Allow to dry before reusing. Do not connect USB cord to computer or AC adapter to outlet if wet or damaged.

- This USB cord can be used to recharge the single cell Li-Poly battery of the LEAPFROG LeapPad3 device.

**⚠ WARNING:** DO NOT recharge non-rechargeable batteries.

## Operating Instructions

**Wi-Fi connection support.** If you experience any difficulty with Wi-Fi connectivity, troubleshooting suggestions are available online at [www.leapfrog.com/support](http://www.leapfrog.com/support)

**For indoor, dry-location use only.** Do not use the product near a sink or other wet locations. Take care not to spill food or any kind of liquid on this product as it may render it inoperable and not serviceable. In case the unit does get wet, unplug all cables and turn it OFF. Allow to dry thoroughly before reusing. Do not attempt to dry with a hair dryer or other heat source. Do not re-connect to the AC outlet if wet or damaged.

**Avoid prolonged exposure to extreme temperatures and direct sunlight.** Operate in places with temperatures ranging from 5°C (40°F) and 38°C (100°F). Do not leave the product in your car as the temperatures in parked cars can exceed the acceptable storage temperature. Exposure to extreme temperatures can result in shortened battery life or cause the product to temporarily stop working.

**Handle with care.** To avoid injury, damage to this product or other property, avoid dropping and never disassemble, crush, puncture, microwave, incinerate, insert foreign objects or paint the product. Clean your hands before handling the product if they have been exposed to suntan lotions or other chemicals.

**Cleaning.** Disconnect all cords before cleaning. Clean the product with a slightly damp cloth (cold water). Do not use soap, detergent or other chemicals. Never submerge the unit in water. Allow to dry thoroughly before re-use.

Do not connect to computer or the AC Wall outlet if wet or damaged.

## Instructions opérationnelles

**Connexion Wi-fi :** Si vous avez des difficultés à vous connecter à votre connexion Wi-fi, des aides sont disponibles en ligne à [www.LeapFrog.com/support](http://www.LeapFrog.com/support)

**A utiliser uniquement en intérieur, dans un endroit sec.** Ne pas utiliser le produit près d'un lavabo ou autres sources d'eau. Faites attention à ne pas renverser de nourriture ou tout autre sorte de liquide sur ce produit car cela pourrait le rendre inopérant et inutilisable. Si vous renversez du liquide sur le produit, débranchez tous les câbles et éteignez-le. Laissez le produit sécher complètement avant de le réutiliser. N'essayez pas de le sécher avec un sèche-cheveux ou tout autre source de chaleur. Ne pas rebrancher le produit à l'adaptateur si celui-ci est humide ou abimé.

**Évitez d'exposer le produit à des températures extrêmes ou aux rayons du soleil.** Utilisez le produit quand la température se trouve entre 5°C (40°F) et 38°C (100°F). Ne pas laisser le produit dans votre voiture car les voitures garées peuvent excéder les températures pour assurer le bon fonctionnement de votre produit. Exposer ce produit à des températures extrêmes peut diminuer la durée de vie de la batterie ou peut entraîner l'arrêt de votre produit.

**A utiliser soigneusement.** Pour éviter toutes blessures, dommages ou autres, évitez de le faire tomber et ne jamais le démonter, casser, trouser, mettre aux micro-ondes, brûler, incérer un objet ou peindre le produit. Lavez vos mains avant de manipuler le produit si celles-ci ont été en contact avec de la crème solaire ou autres produits chimiques.

**Pour nettoyer.** Débranchez le produit de tous ces câbles. Nettoyez le produit avec un chiffon légèrement humide (eau froide). N'utilisez pas de savon, de lessive ou autres produits chimiques. Ne jamais immerger le produit dans l'eau.

Ne pas brancher à une prise si le produit est humide ou endommagé.

For Europe - The toy must be used with a transformer for toys.  
AC Adapter Electrical Ratings: Input: ~ 120VAC, 60Hz (for US); ~ 230VAC, 50Hz (for UK or EU); ~ 240VAC, 50Hz (for AS/NZL) Output: DC5V, 1.5A, 7.5VA

## Informations importantes de sécurité :

**⚠** Veuillez lire toutes les informations importantes de sécurité avant d'utiliser le LeapPad™3. Ne pas appliquer ces consignes peut engendrer des risques d'incendie, d'électrocutions, autres blessures ou dommages au LeapPad3 ou autres.

**ACCESSOIRES :** Lisez les instructions pour les accessoires ou tout autre produit avant de les utiliser avec le LeapPad3. LeapFrog n'est pas responsable pour les accessoires vendus par d'autres fabricants et leurs standards de sécurité.

**⚠ ATTENTION :** Vérifiez régulièrement que ce jouet est en bon état et qu'il ne présente pas de danger. Dans le cas contraire (par exemple, s'il est cassé à certains endroits), tenez ce jouet hors de portée des enfants.

**⚠ ATTENTION :** L'adaptateur AC ou le câble USB peuvent provoquer un risque d'étranglement. Ne convient pas aux enfants de moins de 3 ans.

**⚠ ATTENTION :** Si pour quelque raison que ce soit, l'écran (d'affichage) est brisé ou fendu, mettez immédiatement ce produit hors de portée des enfants.

**⚠ PROTÉGEZ VOTRE OÛÏE :** Une exposition durable à des sonorités trop fortes peut entraîner une perte définitive de l'ouïe. Lorsque vous utilisez le casque ou les écouteurs bouton, il est conseillé de baisser le volume et réduire le temps d'écoute. Réglez le son lorsque vous êtes dans un endroit calme et baissez-le si vous n'entendez pas les personnes qui parlent autour de vous. Limitez le temps d'écoute à 90 minutes, puis accordez-vous un moment de tranquillité. Plus le volume est élevé, plus il y a de chances que votre ouïe soit rapidement touchée. En cas de bourdonnement dans les oreilles ou si vous entendez des voix sourdes, arrêtez immédiatement d'écouter ce produit et faites contrôler votre ouïe dans les plus brefs délais.

**⚠ ATTENTION :** Il est rare mais possible que les lumières clignotantes ou les formes provoquent des crises d'épilepsies. Jouez/regardez dans une pièce bien éclairée et prenez des poses de 10 à 15 minutes toutes les heures.

### Remplacement des piles

**⚠ ATTENTION :** La pile rechargeable lithium ne peut être retirée de ce produit. Pour votre sécurité, n'essayez jamais de retirer la pile. Si vous avez des problèmes concernant la pile ou la batterie de votre produit, veuillez contacter le service client LeapFrog. Les coordonnées sont disponibles à [www.leapfrog.com/support](http://www.leapfrog.com/support)

### Recharger les piles

Le LeapPad3 est équipé d'une pile lithium-polymère. Branchez-le avec l'adaptateur AC pendant 4 heures avant de l'utiliser. Le recharger avec un ordinateur prendra plus de temps.

**⚠ ATTENTION :** Les batteries rechargeables doivent être rechargées seulement par un adulte et/ou des enfants âgés de plus de 8 ans. Les personnes ayant des capacités physiques, sensorielles ou mentales réduites ou n'ayant pas l'expérience et les connaissances suffisantes ne devraient pas les recharger sans la présence d'une personne compétente,

ou sans avoir reçu les instructions nécessaires pour utiliser l'adaptateur secteur et sans connaître les dangers liés à sa manipulation. Vous pouvez recharger les batteries rechargeables en utilisant l'adaptateur secteur inclut ou en connectant le câble USB fourni à votre ordinateur. Nous recommandons l'utilisation de l'adaptateur secteur.

#### Indication de chargement de la pile

Quand la pile se recharge, l'indicateur LED est jaune. Quand la pile est totalement chargée, l'indicateur devient vert. L'indicateur ne fonctionnera pas si le produit n'est pas connecté au câble USB ou s'il ne charge pas.

#### Réparer ou modifier LeapPad™3

N'essayez jamais de réparer ou modifier le LeapPad3 – car celui-ci ne contient aucune pièce qui peut être réparée individuellement. Toute aide doit être faite par LeapFrog Enterprises, Inc.

Si le produit a été en contact avec du liquide, troué, ou victime d'un impact fort ou est tombé, arrêter son utilisation immédiatement et contactez le service client LeapFrog pour remplacer le produit si celui-ci est sous garantie.

Pour toute information, visitez [www.leapfrog.com/support/LeapPad3/Service](http://www.leapfrog.com/support/LeapPad3/Service)

#### Informations de sécurité pour l'adaptateur AC

**⚠ ATTENTION :** Utilisez uniquement adaptateur AC recommandé (transformateur) pour recharger la pile. (Note : le mot transformateur est, des fois, remplacé par le mot adaptateur). Utilisez uniquement adaptateur AC fourni.

**⚠ ATTENTION :** Ne convient pas aux enfants de moins de 36 mois. Une utilisation inappropriée du transformateur (adaptateur AC) peut causer un risque d'électrocution.

- L'adaptateur doit être branché à la prise murale par un adulte ou un enfant de plus de 8 ans uniquement.

- Ce transformateur n'est pas un jouet, et son utilisation doit être faite uniquement sous la présence d'un adulte.

- Comme avec tous produits électriques, des précautions doivent être utilisées pour éviter des électrocutions.

- Le transformateur peut chauffer pendant son utilisation normale. Vérifiez que la ventilation est adaptée et faites attention quand vous utilisez ce produit.

- Ne branchez ou débranchez pas le produit avec des mains mouillées.

- Le transformateur doit être vérifié régulièrement (les lames, la prise, la prise murale et tout autre pièce) car si celui-ci est endommagé, il peut être un risque d'incendie, d'électrocution ou autres blessures. Si celui-ci est abimé, arrêter de l'utiliser immédiatement et attendez que celui-ci soit réparé avant de le réutiliser. Le câble de cet adaptateur ne peut pas être remplacé, si le câble est abimé, jetez le transformateur en suivant les règles de recyclage de votre région.

### Débranchez l'adaptateur (transformateur) si une de ces conditions existe :

- Le câble, la prise ou le câble USB est abimé ou cassé.

- Le câble, la prise ou le câble USB sont exposés à la pluie, à du liquide ou une humidité excessive.

#### Informations de sécurité pour l'adaptateur AC

**⚠ ATTENTION :** Utilisez uniquement adaptateur AC recommandé (transformateur) pour recharger la pile. (Note : le mot transformateur est, des fois, remplacé par le mot adaptateur). Utilisez uniquement adaptateur AC fourni.

**⚠ ATTENTION :** Ne convient pas aux enfants de moins de 36 mois. Une utilisation inappropriée du transformateur (adaptateur AC) peut causer un risque d'électrocution.

- L'adaptateur doit être branché à la prise murale par un adulte ou un enfant de plus de 8 ans uniquement.

- Ce transformateur n'est pas un jouet, et son utilisation doit être faite uniquement sous la présence d'un adulte.

- Comme avec tous produits électriques, des précautions doivent être utilisées pour éviter des électrocutions.

- Le transformateur peut chauffer pendant son utilisation normale. Vérifiez que la ventilation est adaptée et faites attention quand vous utilisez ce produit.

- Ne branchez ou débranchez pas le produit avec des mains mouillées.

Le produit est conforme aux normes CAN ICES-3(B)/NMB-3(B) et à la spécification RSS-210 des standards de la radio canadienne. Le terme IC signifie "Industrie Canada" et est suivi du numéro de certification "inclut : IC: 4810A-31500" ce qui signifie que l'équipement répond aux spécifications de la norme Radio RSS-210. Le numéro de certification IC est situé à l'arrière de l'enceinte.

#### European Community Compliance Statement

The equipment complies with the RF Exposure Requirement 1999/519/EC, Council Recommendation of 12 July 1999 on the limitation of exposure of the general public to electromagnetic fields (0–300 GHz). This wireless device complies with the R&TTE Directive.

#### EU Declaration of Conformity

LeapFrog Enterprises, Inc., hereby declares that this Wi-Fi device is in compliance with the essential requirements and other relevant provisions of Directive 1999/5/EC.

LeapFrog Enterprises, Inc, déclare que ce produit Wi-Fi est conforme aux règles essentielles requises et autres provisions de la Directive 1999/5/EC.

#### Environmental Phenomena

The unit may malfunction if subjected to radio-frequency interference. It should revert to normal operation when the interference stops. If not, it may become necessary to turn the power OFF and then back ON.

In the unlikely event of an electrostatic discharge, the unit may malfunction and lose memory, requiring the user to reset the device by turning the power OFF and then back ON.

#### Recycling

For information on how this product might be recycled, visit [www.leapfrog.com/recycle](http://www.leapfrog.com/recycle) or call (800) 701-5327.

#### Copyrighted Software

Certain software included in this product contains copyrighted software that is licensed under the General Public License (GPL). A copy of that license is included below in this document. Anyone may obtain from us the complete corresponding source code for the software covered by the GPL for a period of three years after our last shipment of this product by contacting LeapFrog customer service at [support@leapfrog.com](mailto:support@leapfrog.com).

Please write “GPL source code for LeapPad3” in the subject line of your email.

We reserve the right to charge a reasonable fee to cover the costs of shipping and the physical media on which the source code is loaded.

#### GNU GENERAL PUBLIC LICENSE

Version 2, June 1991
Copyright © 1989, 1991 Free Software Foundation, Inc.
51 Franklin Street, Fifth Floor, Boston, MA 02110-1301, USA

Everyone is permitted to copy and distribute verbatim copies of this license document, but changing it is not allowed.

#### PREAMBLE

The licenses for most software are designed to take away your freedom to share and change it. By contrast, the GNU General Public License is intended to guarantee your freedom to share and change free software—to make sure the software is free for all its users. This General Public License applies to most of the Free Software Foundation's software and to any other program whose authors commit to using it. (Some other Free Software Foundation software is covered by the GNU Lesser General Public License instead.) You can apply it to your programs, too. When we speak of free software, we are referring to freedom, not price. Our General Public Licenses are designed to make sure that you have the freedom to distribute copies of free software (and charge for this service if you wish), that you receive source code or can get it if you want it, that you can change the software or use pieces of it in new free programs and that you know you can do these things.

To protect your rights, we need to make restrictions that forbid anyone to deny you these rights or to ask you to surrender the rights. These restrictions translate to certain responsibilities for you if you distribute copies of the software, or if you modify it. For example, if you distribute copies

- La boîte de protection de l'adaptateur est abimée.

- Si vous pensez que l'adaptateur a besoin d'être réparé.

### Débranchez le LeapPad™3 de l'adaptateur avant de le nettoyer.

- Pour nettoyer l'adaptateur, débranchez-le de la prise murale et nettoyez-le avec un chiffon légèrement humide. Ne l'immergez pas dans l'eau, n'utilisez pas de savon ou autres produits chimiques. Laissez le produit sécher avant de le réutiliser. Ne pas brancher l'adaptateur si celui-ci est mouillé ou abimé.

- Ce jouet doit être utilisé avec un adaptateur pour jouets. Cet adaptateur CA doit exclusivement être utilisé pour recharger la pile Li-Poly de la tablette LeapPad3 LeapFrog (3.7Vdc, 2500mAh).

**⚠ ATTENTION : NE PAS RECHARGER des piles pas rechargeables.**

Pour l'Europe, ce jouet doit être utilisé avec un adaptateur pour jouets.

Caractéristiques électriques de l'adaptateur secteur : Voltage d'entrée 120 VAC, 60 Hz (pour les États-Unis et Canada); 230 VAC, 50 Hz (Pour le Royaume-Uni et l'Europe); 240 VAC, 50Hz (pour l'Australie et la Nouvelle Zélande). Voltage de sortie : DC5V, 1.5A, 7,5VA.

#### Exposure to Radio Frequency Energy

LeapPad3 contains a radio transmitter and receiver. When powered ON, LeapPad3 sends and receives radio frequency (RF) energy through its internal antenna. The exposure requirements use units of measurement termed SAR (specific absorption rate). LeapPad3 has been tested and found to meet the SAR exposure requirements for Wi-Fi operation as established by FCC, IC, and European Union guidelines.

The highest SAR value as reported to the authorities for this tablet PC model when tested for use against the body is 0.29W/kg.

The tablet PC has been tested when positioned at 0 mm from the body, without any metal parts in the vicinity of the tablet PC and when properly used with an appropriate LeapFrog Accessory.

#### FCC Compliance Statement

This device complies with part 15 of the FCC rules. Operation is subject to the following two conditions: (1) this device may not cause harmful interference, and (2) this device must accept any interference received, including interference that may cause undesired operation.

**Note:** This equipment has been tested and found to comply with the limits for a Class B digital device, pursuant to part 15 of the FCC rules.

These limits are designed to provide reasonable protection against harmful interference in a residential installation.

This equipment generates, uses and can radiate radio frequency energy and, if not installed and used in accordance with the instructions, may cause harmful interference to radio communications. However, there is no guarantee that interference will not occur in a particular installation. If this equipment does cause harmful interference to radio or television reception, which can be determined by turning the equipment off and on, the user is encouraged to try to correct the interference by one or more of the following measures:

- Reorient or relocate the receiving antenna.

- Increase the separation between the equipment and receiver.

#### Informations de sécurité pour l'adaptateur AC

**⚠ ATTENTION :** Utilisez uniquement adaptateur AC recommandé (transformateur) pour recharger la pile. (Note : le mot transformateur est, des fois, remplacé par le mot adaptateur). Utilisez uniquement adaptateur AC fourni.

**⚠ ATTENTION :** Ne convient pas aux enfants de moins de 36 mois. Une utilisation inappropriée du transformateur (adaptateur AC) peut causer un risque d'électrocution.

Le produit est conforme aux normes CAN ICES-3(B)/NMB-3(B) et à la spécification RSS-210 des standards de la radio canadienne. Le terme IC signifie "Industrie Canada" et est suivi du numéro de certification "inclut : IC: 4810A-31500" ce qui signifie que l'équipement répond aux spécifications de la norme Radio RSS-210. Le numéro de certification IC est situé à l'arrière de l'enceinte.

The equipment complies with the RF Exposure Requirement 1999/519/EC, Council Recommendation of 12 July 1999 on the limitation of exposure of the general public to electromagnetic fields (0–300 GHz). This wireless device complies with the R&TTE Directive.

#### TERMS AND CONDITIONS FOR COPYING, DISTRIBUTION AND MODIFICATION

0. This License applies to any program or other work which contains a notice placed by the copyright holder saying it may be distributed under the terms of this General Public License. The "Program," below, refers to any such program or work, and a "work based on the Program" means either the Program or any derivative work under copyright law: that is to say, a work containing the Program or a portion of it, either verbatim or with modifications and/or translated into another language. (Hereinafter, translation is included without limitation in the term "modification"). Each licensee is addressed as "you." Activities other than copying, distribution and modification are not covered by this License: they are outside its scope. The act of running the Program is not restricted, and the output from the Program is covered only if its contents constitute a work based on the Program (independent of having been made by running the Program). Whether that is true depends on what the Program does.

1. You may copy and distribute verbatim copies of the Program's source code as you receive it, in any medium, provided that you conspicuously and appropriately publish on each copy an appropriate copyright notice and disclaimer of warranty; keep intact all the notices that refer to this License and to the absence of any warranty; and give any other recipients of the Program a copy of this License along with the Program. You may charge a fee for the physical act of transferring a copy, and you may at your option offer warranty protection in exchange for a fee.

2. You may modify your copy or copies of the Program or any portion of it, thus forming a work based on the Program, and copy and distribute such modifications or work under the terms of Section 1 above, provided that you also meet all of these conditions:

a) You must cause the modified files to carry prominent notices stating that you changed the files and the date of any change.

b) You must cause any work that you distribute or publish, that in whole or in part contains or is derived from the Program or any part thereof, to be licensed as a whole at no charge to all third parties under the terms of this License.

c) If the modified program normally reads commands interactively when run, you must cause it, when started running for such interactive use in the most ordinary way, to print or display an announcement including an appropriate copyright notice and a notice that there is no warranty (or else, saying that you provide a warranty) and that users may redistribute the program under these conditions, and telling the user how to view a copy of this License. (Exception: if the Program itself is interactive but does not normally print such an announcement, your work based on the Program is not required to print an announcement.) These requirements apply to the modified work as a whole. If identifiable sections of that work are not derived from the Program, and can be reasonably considered independent and separate works in themselves, then this License, and its terms, do not apply to those sections when you distribute them as separate works. But when you distribute the same sections as part of a whole which is a work based on the Program, the distribution of the whole must be on the terms of this License, whose permissions for other licensees extend to the entire whole, and thus to each and every part regardless of who wrote it.

Thus, it is not the intent of this section to claim rights or contest your rights to work written entirely by you; rather, the intent is to exercise the right to control the distribution of derivative or collective works based on the Program. In addition, mere aggregation of another work not based on the Program with the Program (or with a work based on the Program) on a volume of a storage or distribution medium does not bring the other work under the scope of this License.

3. You may copy and distribute the Program (or a work based on it, under Section 2) in object code or executable form under the terms of Sections 1 and 2 above provided that you also do one of the following:

a) Accompany it with the complete corresponding machine-readable source code, which must be distributed under the terms of Sections 1 and 2 above on a medium customarily used for software interchange; or,

b) Accompany it with a written offer, valid for at least three years, to give any third party, for a charge no more than your cost of physically performing source distribution, a complete machine-readable copy of the corresponding source code, to be distributed under the terms of Sections 1 and 2 above on a medium customarily used for software interchange; or, c) Accompany it with the information you received as to the offer to distribute corresponding source code. (This alternative is allowed only for noncommercial distribution and only if you received the program in object code or executable form with such an offer, in accord with Subsection b above.)

The source code for a work means the preferred form of the work for making modifications to it. For an executable work, complete source code means all the source code for all modules it contains, plus any associated interface definition files, plus the scripts used to control compilation and installation of the executable. However, as a special exception, the source code distributed need not include anything that is normally distributed (in either source or binary form) with the major components (compiler, kernel, and so on) of the operating system on which the executable runs, unless that component itself accompanies the executable.

If distribution of executable or object code is made by offering access to copy from a designated place, then offering equivalent access to copy the source code from the same place counts as distribution of the source code, even though third parties are not compelled to copy the source along with the object code.

4. You may not copy, modify, sublicense or distribute the Program except as expressly provided under this License. Any attempt otherwise to copy, modify, sublicense or distribute the Program is void, and will automatically terminate your rights under this License. However, parties who have received copies, or rights, from you under this License will not have their licenses terminated so long as such parties remain in full compliance.

5. You are not required to accept this License, since you have not signed it. However, nothing else grants you permission to modify or distribute the Program or its derivative works. These actions are prohibited by law if you do not accept this License. Therefore, by modifying or distributing

- Connect the equipment to an outlet on a circuit different from that to which the receiver is connected.

- Consult the dealer or an experienced radio/TV technician for help.

**Note:** Changes or modifications to this unit not expressly approved by LeapFrog could void the EMC and wireless compliance and void the user's authority to operate the equipment. This product demonstrated EMC compliance using compliant peripheral devices and shielded cables between system components. It is important that you use compliant peripheral devices and shielded cables to reduce the possibility of causing interference to radios, televisions, and other electronic devices.

**USB Cable.** The USB cable provided with this product complies with FCC and other regulatory Emission limits. If using other than the provided USB cable, please note that in order not to exceed FCC and other regulatory emissions limits, a shielded cable must be used.

This device complies with Industry Canada licence-exempt RSS standard(s). Operation is subject to the following two conditions:

1. this device may not cause interference, and

2. this device must accept any interference, including interference that may cause undesired operation of the device.




Le présent appareil est conforme aux CNR d'Industrie Canada applicables aux appareils radio exempts de licence. L'exploitation est autorisée aux deux conditions suivantes :

1. l'appareil ne doit pas produire de brouillage, et

2. l'utilisateur de l'appareil doit accepter tout brouillage radioélectrique subi, même si le brouillage est susceptible d'en compromettre le fonctionnement.

La plus haute valeur de débit d'absorption spécifique (DAS) reportée aux autorités pour ce modèle de tablette  quand testée près d'un corps est de 0.29W/kg.

Cette tablette a été testée à 0 mm du corps sans aucune pièce en métal à proximité de la tablette ou proprement utilisée avec un accessoire approprié LeapFrog.

Certification and Compliance		
U.S. Model: 31500		Contains FCC ID: QDX31500
Canada Model: 31500 Meets ICES 003		Contains IC: 4810A-33200
E.U.		

#### Canadian Compliance

This device complies with CAN ICES-3(B)/NMB-3(B) and the Canadian Radio Standard Specification RSS-210. The IC term stands for “Industry Canada” followed by the certification number and all the “Contains IC: 4810A-31500” signifies is that the equipment meet the Radio Standard Specification RSS-210. The IC certification number is located on the back of the enclosure.

#### Informations de sécurité pour l'adaptateur AC

**⚠ ATTENTION :** Utilisez uniquement adaptateur AC recommandé (transformateur) pour recharger la pile. (Note : le mot transformateur est, des fois, remplacé par le mot adaptateur). Utilisez uniquement adaptateur AC fourni.

**⚠ ATTENTION :** Ne convient pas aux enfants de moins de 36 mois. Une utilisation inappropriée du transformateur (adaptateur AC) peut causer un risque d'électrocution.

Le produit est conforme aux normes CAN ICES-3(B)/NMB-3(B) et à la spécification RSS-210 des standards de la radio canadienne. Le terme IC signifie "Industrie Canada" et est suivi du numéro de certification "inclut : IC: 4810A-31500" ce qui signifie que l'équipement répond aux spécifications de la norme Radio RSS-210. Le numéro de certification IC est situé à l'arrière de l'enceinte.

The equipment complies with the RF Exposure Requirement 1999/519/EC, Council Recommendation of 12 July 1999 on the limitation of exposure of the general public to electromagnetic fields (0–300 GHz). This wireless device complies with the R&TTE Directive.

7. If, as a consequence of a court judgment or allegation of patent infringement or for any other reason (not limited to patent issues), conditions are imposed on you (whether by court order, agreement or otherwise) that contradict the conditions of this License, they do not excuse you from the conditions of this License. If you cannot distribute so as to satisfy simultaneously your obligations under this License and any other pertinent obligations, then as a consequence you may not distribute the Program at all. For example, if a patent license would not permit royalty-free redistribution of the Program by all those who receive copies directly or indirectly through you, then the only way you could satisfy both it and this License would be to refrain entirely from distribution of the Program. If any portion of this section is held invalid or unenforceable under any particular circumstance, the balance of the section is intended to apply and the section as a whole is intended to apply in other circumstances. It is not the purpose of this section to induce you to infringe any patents or other property right claims or to contest validity of any such claims; this section has the sole purpose of protecting the integrity of the free software distribution system, which is implemented by public license practices. Many people have made generous contributions to the wide range of software distributed through that system in reliance on consistent application of that system; it is up to the author/donor to decide if he or she is willing to distribute software through any other system and a licensee cannot impose that choice. This section is intended to make thoroughly clear what is believed to be a consequence of the rest of this License.

8. If the distribution and/or use of the Program is restricted in certain countries either by patents or by copyrighted interfaces, the original copyright holder who places the Program under this License may add an explicit geographical distribution limitation excluding those countries, so that distribution is permitted only in or among countries not thus excluded. In such case, this License incorporates the limitation as if written in the body of this License.

9. The Free Software Foundation may publish revised and/or new versions of the General Public License from time to time. Such new versions will be similar in spirit to the present version, but may differ in detail to address new problems or concerns. Each version is given a distinguishing version number. If the Program specifies a version number of this License which applies to it and “any later version”, you have the option of following the terms and conditions either of that version or of any later version published by the Free Software Foundation. If the Program does not specify a version number of this License, you may choose any version ever published by the Free Software Foundation.

10. If you wish to incorporate parts of the Program into other free programs whose distribution conditions are different, write to the author to ask for permission. For software which is copyrighted by the Free Software Foundation, write to the Free Software Foundation; we sometimes make exceptions for this. Our decision will be guided by the two goals of preserving the free status of all derivatives of our free software and of promoting the sharing and reuse of software generally.

NO WARRANTY

11. BECAUSE THE PROGRAM IS LICENSED FREE OF CHARGE, THERE IS NO WARRANTY FOR THE PROGRAM, TO THE EXTENT PERMITTED BY APPLICABLE LAW. EXCEPT WHEN OTHERWISE STATED IN WRITING THE COPYRIGHT HOLDERS AND/OR OTHER PARTIES PROVIDE THE PROGRAM “AS IS” WITHOUT WARRANTY OF ANY KIND, EITHER EXPRESSED OR IMPLIED, INCLUDING, BUT NOT LIMITED TO, THE IMPLIED WARRANTIES OF MERCHANTABILITY AND FITNESS FOR A PARTICULAR PURPOSE. THE ENTIRE RISK AS TO THE QUALITY AND PERFORMANCE OF THE PROGRAM IS WITH YOU. SHOULD THE PROGRAM PROVE DEFECTIVE, YOU ASSUME THE COST OF ALL NECESSARY SERVICING, REPAIR OR CORRECTION.

12. IN NO EVENT UNLESS REQUIRED BY APPLICABLE LAW OR AGREED TO IN WRITING WILL ANY COPYRIGHT HOLDER, OR ANY OTHER PARTY WHO MAY MODIFY AND/OR REDISTRIBUTE THE PROGRAM AS PERMITTED ABOVE, BE LIABLE TO YOU FOR DAMAGES, INCLUDING ANY GENERAL, SPECIAL, INCIDENTAL OR CONSEQUENTIAL DAMAGES ARISING OUT OF THE USE OR INABILITY TO USE THE PROGRAM (INCLUDING BUT NOT LIMITED TO LOSS OF DATA OR DATA BEING RENDERED INACCURATE OR LOSSES SUSTAINED BY YOU OR THIRD PARTIES OR A FAILURE OF THE PROGRAM TO OPERATE WITH ANY OTHER PROGRAMS), EVEN IF SUCH HOLDER OR OTHER PARTY HAS BEEN ADVISED OF THE POSSIBILITY OF SUCH DAMAGES.

#### Informations de sécurité pour l'adaptateur AC

TM & © 2014 LeapFrog Enterprises, Inc. All rights reserved.

[leapfrog.com/leappad](http://leapfrog.com/leappad)

### Recommended for children ages 3-9 years. Convient aux enfants de 3 à 9 ans.




Model: **LeapPad™3**
**Model: 31500/31510/81500/81501**

LeapFrog Enterprises, Inc.
6401 Hollis Street, Suite 100
Emeryville, CA 94608
(800) 701-LEAP (5327)

Item numbers: 31500/31510

Part Number: 605-12117-E

LEAPFROG CONFIDENTIAL & PROPRIETARY

	<input type="checkbox"/> Package <input checked="" type="checkbox"/> Parent Guide <input type="checkbox"/> Other	Fold: N/A	Bleed: .125"
	File: CS9998_CaboLegal_PG_RevE_d2.indd		
Art#: 810-24122-E		Part#: 605-12117-E	Dieline#: N/A
Flat: 13.875" w x 14" h		Trim: 13.875" w x 14" h	Finished: 4.625" w x 7" h
Fonts: GillSans-BoldCondensed, GillSans-Condensed, Whitney-Black, Whitney-Bold, Whitney-BoldItalic, Whitney-Book, Whitney-BookItalic, Whitney-Semibold, WhitneyCondensed-Bold, WhitneyCondensed-Book, WhitneyCondensed-Medium			
File Size: 100%	Output Size: 100%	Date: 03JUN14 AD: KM DS:	

Notes: Die line is FPO. Please refer to Agile /BOM for current version.  
Please refer to Agile DO C-160 for Parent Guide Fold Schematic and /or paper subst rate for non-packaging items.

History: d1: 30MAY14, KM  
d2: 03JUN14